

Institution Name San Diego Mesa	TOP6 Program Title Fashion Design	County San Diego
Occupation(s) that students would qualify for after completing this program:		
<input checked="" type="checkbox"/> Fashion Designers		

TOP6 Code	TOP6 Program Title	Institution Name
130310	Fashion Design	San Diego Mesa



Catalog

Control Number	Catalog Name	Goal	Award
19627	Computer Fashion Technology: Design	CTE (Limited to programs in CTE TOP codes other than ADTs)	Certificate of Achievement: 18 or greater semester (or 27 or greater quarter) units
19629	Fashion Design	CTE (Limited to programs in CTE TOP codes other than ADTs)	Certificate of Achievement: 18 or greater semester (or 27 or greater quarter) units

Refer to the Chancellor's Office Curriculum Inventory for the full list of catalog names by TOP code

TOP6 Program Title: Fashion Design
County: San Diego

Supply Gap Analysis

Annual Job Openings
Community College Awards
Non-Community College Awards



For the selected TOP6 code and occupations, there is a(n) **Supply Gap** of 3 jobs.

Annual Job Openings – 5 Yr Avg (Demand)

Occupation	Count
Fashion Designers	31
Grand Total	31

Annual Program Awards – 3 Yr Avg (Supply)

Institution Name	Count
Palomar	8
San Diego Mesa	19
Argosy University–The Art Institute of California–San Diego	1
Grand Total	28

Education, Training, and Wages

Occupation	Typical Entry-Level Education	Typical On-The-Job Training	25th Pct. Wage	Median Wage
Fashion Designers	Bachelor's deg.	None	\$24.67	\$29.32

TOP6 Program Title: Fashion Design
County: San Diego

Annual Program Awards – 3 Yr Avg (Supply)

Award Level	Palomar	San Diego Mesa	Argosy University – The Art Institute of California – San Diego	Grand Total
Associate Degree	6	9	1	16
Certificate 30 to < 60 semester units	2	10		12
Grand Total	8	19	1	28

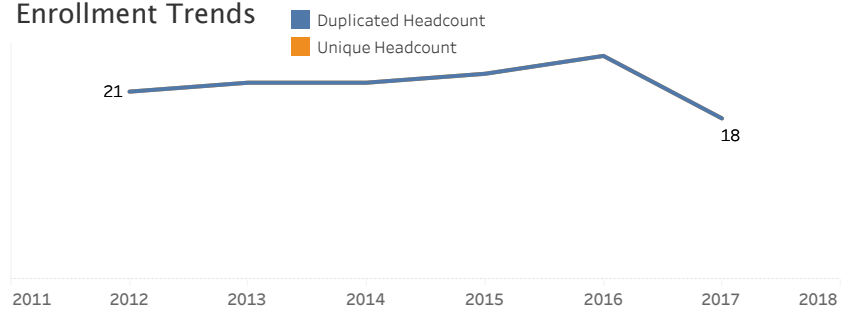
TOP6 Program Title: Fashion Design
College: San Diego Mesa

Academic Year
2016-17

Enrollment Trends

	Duplicated Headcount	Unique Headcount	Course Sections
2011-12	21	21	1
2012-13	22	22	1
2013-14	22	22	1
2014-15	23	23	1
2015-16	25	25	1
2016-17	18	18	1

Enrollment Trends



Note: If there were fewer than 10 students, the data for the metric were suppressed in the Chancellor's Office LaunchBoard.


Duplicated Headcount: # Course Enrollments (2016-17)



Unique Headcount: # of Students Who Took 1+ Courses (2016-17)



Course Sections (2016-17)



Note: If there were fewer than 10 students, the data for the metric were suppressed in the Chancellor's Office LaunchBoard.

TOP6 Program Title: Fashion Design
College: San Diego Mesa


Academic Year
2015-16

Metric


	2013-14	2014-15	2015-16	2016-17
Course Retention Rate	86%	87%	92%	83%
Course Success Rate	68%	78%	80%	78%
Persistence Rate	61%	65%	64%	

Note: If there were fewer than 10 students, the data for the metric were suppressed in the Chancellor's Office LaunchBoard.

Course Retention Rate (2015-16)




Course Success Rate (2015-16)



Term-to-Term Retention Rate (2015-16)



Persistence Rate (2015-16)



Note: If there were fewer than 10 students, the data for the metric were suppressed in the Chancellor's Office LaunchBoard.

TOP6 Program Title: Fashion Design
College: San Diego Mesa

Academic Year
2016-17

Award Level	2014-15	2015-16	2016-17	Latest 3-Yr Avg
Associate Degree	3	13	10	9
Certificate 30 to < 60 semester units	4	14	12	10
Grand Total	7	27	22	19


of Students Who Earned Associate Degrees
(2016-17)



of Students Who Earned a Degree or Certificate
(2016-17)



of Students Who Earned a Locally-Issued
Certificate (2016-17)



of Students Who Earned a Chancellor's Office
Approved Certificate (2016-17)



Note: If there were fewer than 10 students, the data for the metric were suppressed in the Chancellor's Office LaunchBoard.

TOP6 Program Title: Fashion Design
College: San Diego Mesa

Academic Year
2014-15

Metric	State	Region	San Diego Mesa
% of Students Who Obtained a Job Closely Related to Field of Study	2014-15	64%	
% of Students Who Attained a Living Wage	2014-15	35%	
% Median Change in Earnings	2014-15	38%	

Note: If there were fewer than 10 students, the data for the metric were suppressed in the Chancellor's Office LaunchBoard.

% of Students Who Obtained a Job Closely Related to Field of Study (2014-15) **% of Students Who Attained a Living Wage (2014-15)**



% Median Change in Earnings (2014-15)



Note: If there were fewer than 10 students, the data for the metric were suppressed in the Chancellor's Office LaunchBoard.